

Fig. 2. Sound pressure generated in a sphere of 2-cm radius that stimulates a guinea pig's head exposed to 2450-MHz radiation. The peak absorption rate is 1000 mW/cm². For other parameters see text.

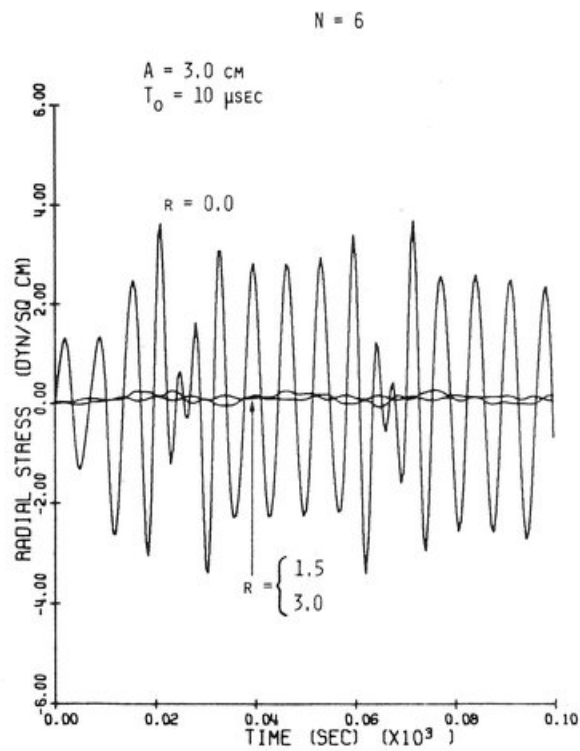


Fig. 4. Sound pressure generated in a sphere of 3-cm radius that stimulates a cat's head exposed to 2450-MHz radiation.

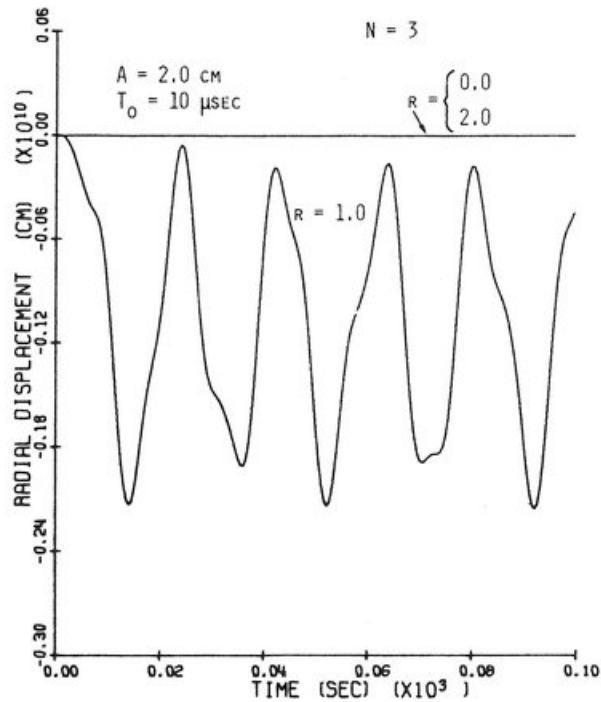


Fig. 3. Displacement produced in a spherical head of 2-cm radius (compare with Fig. 2).

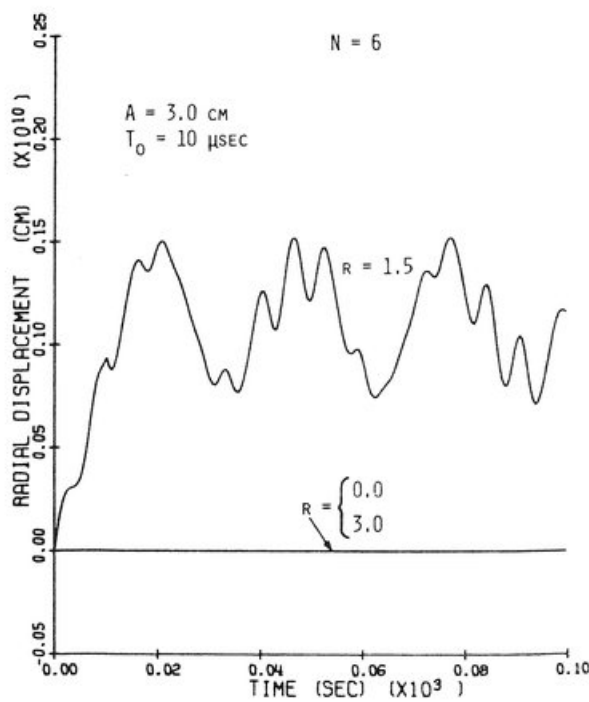


Fig. 5. Displacement produced in a spherical head of 3-cm radius.

tained f
Figure 1
For a 5
exposed
center is
This cur
mated n
in this c:
absorpti
1282 mV
be 10 μ s
fundame
that prec
Figures
in a 7-c
irradiate
width is
correspo
power. 7
and the
careful e
tained an
experime
1973; Li
measurem
tion have
Table 2
ments in
the same

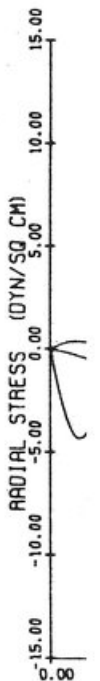


Fig. 6. that simu